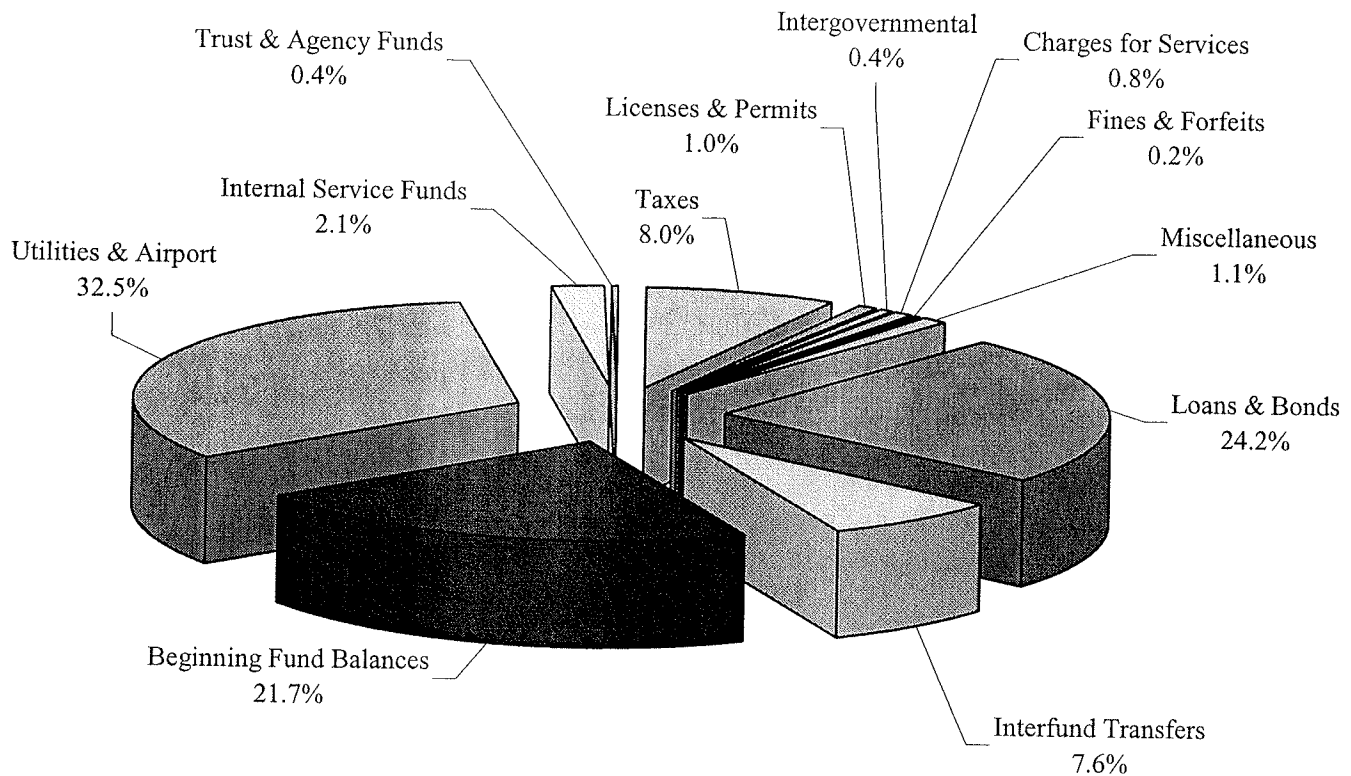


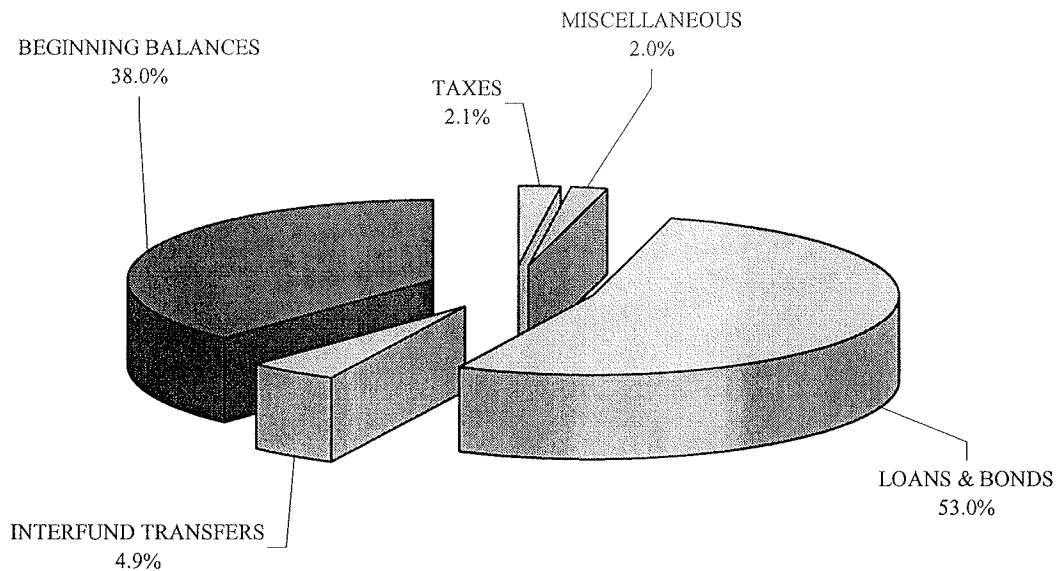
# CITY OF BLAINE 2007 REVENUES - ALL FUNDS

Taxes	8.0%	\$ 3,299,376
Licenses & Permits	1.0%	\$ 399,342
Intergovernmental	0.4%	\$ 183,600
Charges for Services	0.8%	\$ 344,591
Fines & Forfeits	0.2%	\$ 98,654
Miscellaneous	1.1%	\$ 472,007
Loans & Bonds	24.2%	\$ 10,000,000
Interfund Transfers	7.6%	\$ 3,116,381
Beginning Fund Balances	21.7%	\$ 8,944,811
Utilities & Airport	32.5%	\$ 13,401,711
Internal Service Funds	2.1%	\$ 853,956
Trust & Agency Funds	0.4%	\$ 158,365
Totals	100.0%	\$ 41,272,794



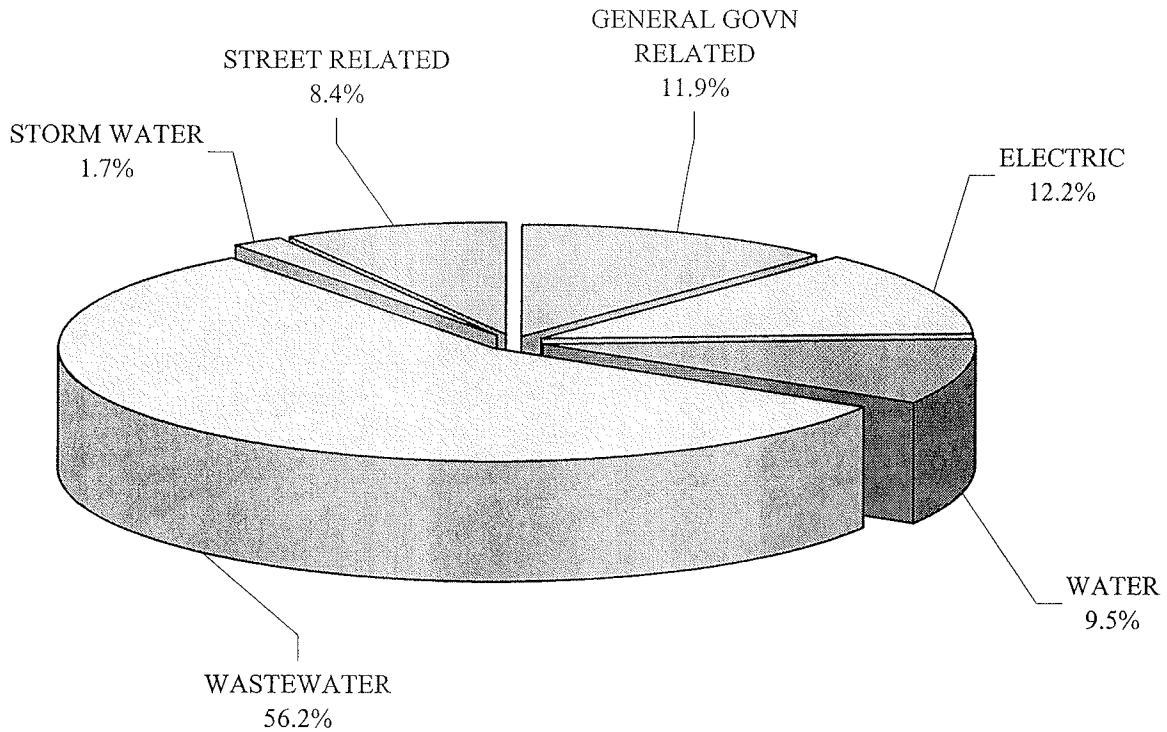
# CITY OF BLAINE 2007 REVENUES - CONSTRUCTION FUND

TAXES	2.1%	\$ 397,500
MISCELLANEOUS	2.0%	\$ 373,080
LOANS & BONDS	53.0%	\$ 10,000,000
INTERFUND TRANSFERS	4.9%	\$ 930,000
BEGINNING BALANCES	38.0%	\$ 7,161,937
TOTALS	100.0%	\$ 18,862,517



CITY OF BLAINE  
2007 EXPENDITURES - CONSTRUCTION FUND

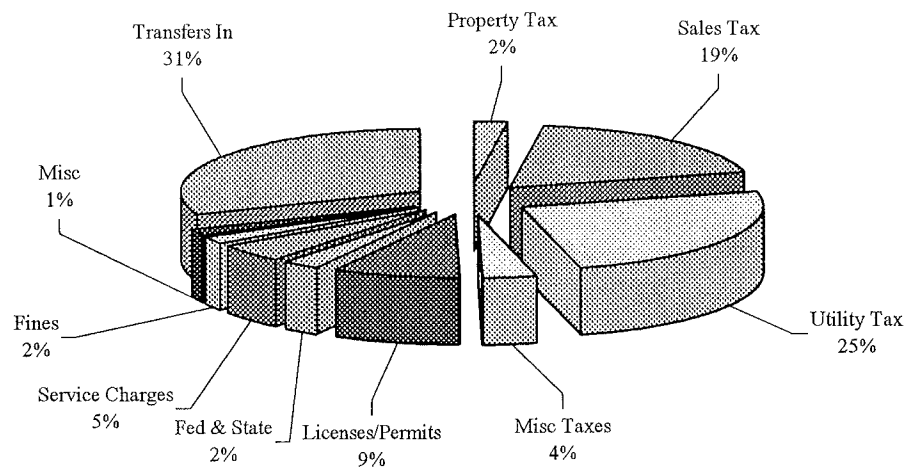
GENERAL GOVN RELATED	11.9%	\$ 2,245,373
ELECTRIC	12.2%	\$ 2,310,385
WATER	9.5%	\$ 1,783,960
WASTEWATER	56.2%	\$ 10,608,433
STORM WATER	1.7%	\$ 325,787
STREET RELATED	8.4%	\$ 1,588,579
 TOTAL CONSTRUCTION EXPENSES	 100.0%	 \$ 18,862,517



CITY OF BLAINE  
GENERAL FUND REVENUE

	2007 Budget			2006 Budget			2005 Actual		
Property Tax	97,607	2.1%		94,764	2.2%		115,704	3.0%	
Sales Tax	888,494	19.1%		843,872	20.0%		819,293	21.3%	
Utility Tax	1,157,412	24.8%		977,035	23.1%		930,510	24.2%	
Misc Taxes	177,004	3.8%		126,976	3.0%		122,878	3.2%	
Licenses/Permits	399,342	8.6%		408,884	9.7%		384,522	10.0%	
Fed & State	113,430	2.4%		112,816	2.7%		109,530	2.8%	
Service Charges	217,591	4.7%		232,551	5.5%		222,982	5.8%	
Fines	98,654	2.1%		128,490	3.0%		127,217	3.3%	
Misc	68,768	1.5%		41,449	1.0%		73,930	1.9%	
Transfers In	1,439,342	30.9%		1,260,819	29.8%		939,568	24.4%	
	4,657,644	100%		4,227,656	100%		3,846,134	100.0%	

### 2007 General Fund Revenue



CITY OF BLAINE  
GENERAL FUND EXPENSE

	2007 Budget			2006 Budget			2005 Actual		
General Govn	1,948,979	38.1%		1,772,358	36.0%		1,496,416	38.1%	
Public Safety	1,903,560	37.2%		1,604,130	32.6%		1,467,624	37.4%	
Planning/B&C	554,788	10.8%		508,691	10.3%		356,264	9.1%	
VIC/Comm. Dev.	135,981	2.7%		78,451	1.6%		58,057	1.5%	
Misc	118,127	2.3%		103,127	2.1%		91,800	2.3%	
Transfer/Streets	193,763	3.8%		193,763	3.9%		193,763	4.9%	
Transfer/Parks	42,000	0.8%		80,500	1.6%		82,500	2.1%	
Transfer/Cemetery	14,000	0.3%		14,000	0.3%		9,000	0.2%	
Transfers/Other	83,361	1.6%		83,361	1.7%		87,637	2.2%	
Capital	127,586	2.5%		482,543	9.8%		86,082	2.2%	
	5,122,145	100.0%		4,920,924	100.0%		3,929,143	100.0%	

