

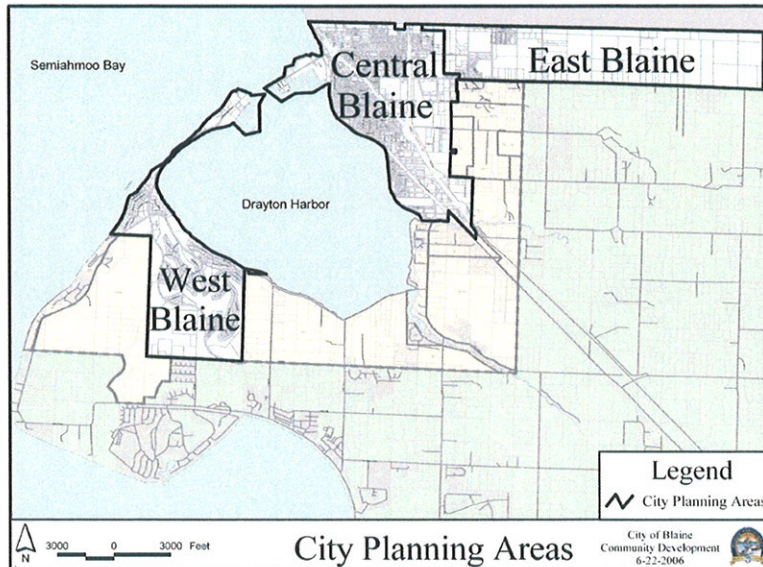
2009 1st Quarter Development Report



City of Blaine

How We Track Growth

By Planning Areas



Indicators of Growth in the Community

Development Permit Applications

- Vested land use development proposals

Building Permits

- Approved building permits.

Waste Water Connections

- Connections to the City waste water system made during the quarter. Measured in Equivalent Residential Units (ERUs).

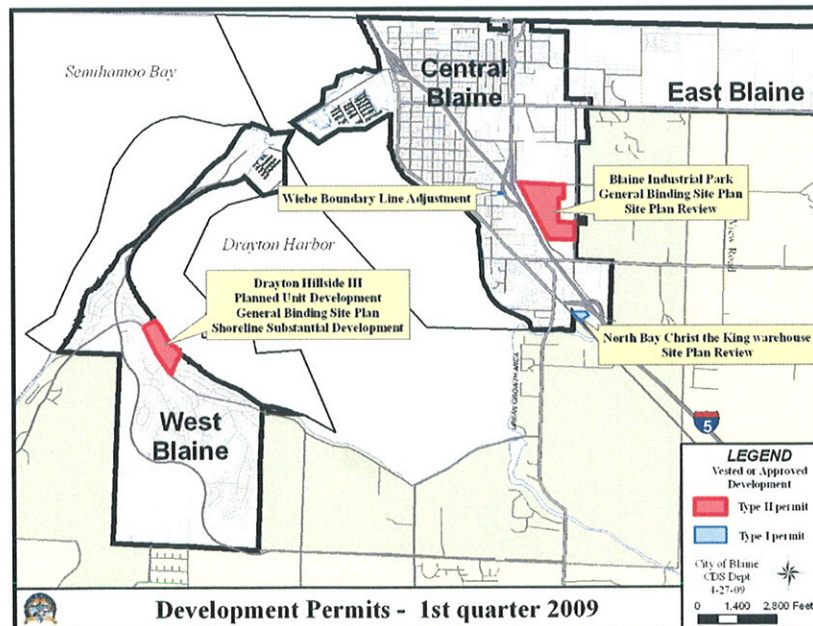
Development Table – Type II Applications

Project	Proposal
Blaine Industrial Park	Major Development General Binding Site Plan Site Plan Review
Drayton Hillside III	Major Development Planned Unit Development General Binding Site Plan Shoreline Substantial Development

Development Table – Type I Applications

Project	Proposal
Wiebe BLA	Boundary Line Adjustment
North Bay Christ the King warehouse	Site Plan Review

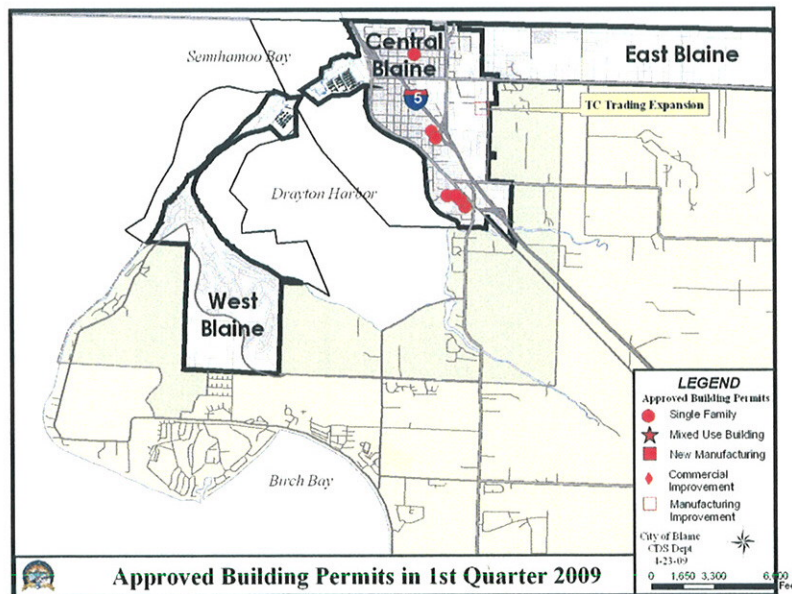
Part I - Development Permit Applications - 2009



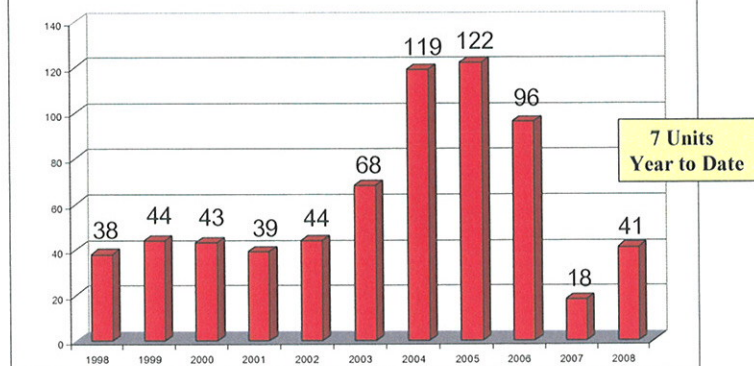
Approved Building Permits 2009

Month	New Residential Units	New Commercial Units	New Industrial Units
January	1	0	0
February	6	0	0
March	0	0	1
1st Quarter Total	7	0	1

Part II - Approved Building Permits in 1st Quarter



HOUSING UNIT GROWTH



Part III - Waste Water Connections in 1st Quarter Sewer Connections by Planning Area

Note: East Blaine is not serviced by the City Sanitary Sewer

1 sewer connection in West Blaine

0 sewer connections in Central Blaine

Non-applicable for East Blaine



DEPARTMENT OF COMMUNITY DEVELOPMENT

Building Permit Report

1st QUARTER

JANUARY – MARCH 2009

Enclosed is a summary of “building permit approvals” (approval to construct) for the 1st quarter (January thru March) of the year 2009. At the conclusion of March, building permits for new residential construction, created 14 new dwelling units. Staff has attached a more detailed record of building activity. Together they should provide Council members with an accurate assessment of development activity for the 1st quarter of the year 2009.

Building Permit Approvals January 1 to March 31, 2009

Month	New Residential Units	New Commercial Units	New Industrial Units
January	1	0	0
February	6	0	0
March	0	0	1
1st Quarter Total	7	0	1
April			
May			
June			
2nd Quarter Total			
July			
August			
September			
3rd Quarter Total			
October			
November			
December			
4th Quarter Total			
Totals To Date	7	0	1
<i>2008 same time</i>	<i>15</i>	<i>1</i>	<i>0</i>